



UV Light Sensor

PRODUCT MANUAL

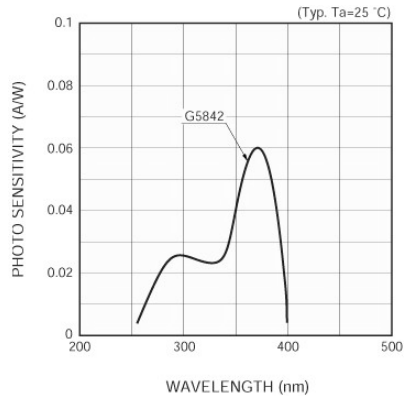
Item # 36761



Spectrum[®]
Technologies, Inc.

Thank you for purchasing a UV Light Sensor to use with your WatchDog Weather Station or Data Logger, or your Field Scout Light Sensor Reader. The sensor measures the radiation between 250 and 400 nanometers, covering the UVA and UVB bands.

This manual will aid you in placement and mounting of the sensor. Read it thoroughly to insure proper and effective use.



USE WITH A FIELD SCOUT LIGHT SENSOR READER

You may wish to remove the mounting bracket when using the UV sensor with a Field Scout Light Sensor Reader. If so, loosen the thumbscrews, and save the parts for reassembly.

Just plug the sensor into the reader, and SET the reader to "UV A&B". For more details, see the Field Scout Sensor Reader Manual.

USE WITH A WATCHDOG STATION OR LOGGER

The UV Light Sensor includes a 6 foot data cable; which is plugged into an available external port on a WatchDog weather station or data logger. Once the sensor is in a representative "micro-climate", insert the data cable plug into the WatchDog external channel to log UV Light data.

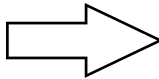
Use **SpecWare** software to program the WatchDog to log UV Light on the desired port. Refer to the **SpecWare Instruction Manual** for detailed launch and/or readout instructions. UV Light Hours can be calculated in SpecWare Software under “Reports”.

The sensor can be placed above or within plant canopies, as well as in growth rooms and greenhouses. Install the sensor so that it is level. Once the sensor is mounted, use the adjustment screws to level the sensor so that the bubble is centered on the level indicator. Mount the sensor on a 1” to 1¼” mast or pipe using the u-bolt provided.


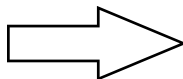
Position the sensor in an appropriate area that monitors the plant conditions. Make sure the UV sensor is not being shadowed or blocked by another external sensor. Contact your cooperative extension agricultural agent for further suggestions on field placement.

Inspect the sensors frequently to make certain they are still level and clear of obstructions.

Place UV Light sensor in a position that it will mimic the light the plant is getting, while being within reach of external WatchDog data port.



WatchDog Data
Logger inside
mini-radiation
shield



Specifications

Range	0-200 $\mu\text{Mol}/\text{m}^2\text{s}$, $\pm 5\%$
Excitation Voltage	3.0-5.0VDC
Sensor Output	0-2.0V
	Linear: $\mu\text{Mol}/\text{m}^2\text{s} = V * 100$

WARRANTY

This product is warranted to be free from defects in material or workmanship for one year from the date of purchase. During the warranty period Spectrum will, at its option, either repair or replace products that prove to be defective. This warranty does not cover damage due to improper installation or use, lightning, negligence, accident, or unauthorized modifications, or to incidental or consequential damages beyond the Spectrum product. Before returning a failed unit, you must obtain a Returned Materials Authorization (RMA) from Spectrum. Spectrum is not responsible for any package that is returned without a valid RMA number or for the loss of the package by any shipping company.

Spectrum[®]
Technologies, Inc.

12360 S. Industrial Dr. E
Plainfield IL 60585
(800) 248-8873 or (815) 436-4440
Fax (815) 436-4460
E-Mail: info@specmeters.com
www.specmeters.com